



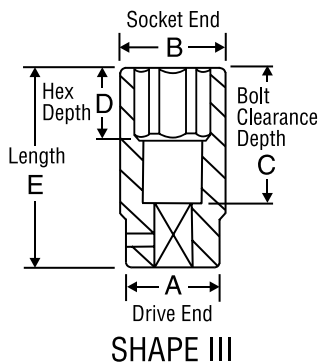
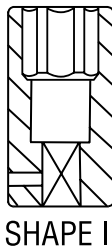
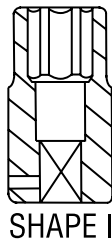
1/2" Drive Deep Length Impact Sockets



6 1/2" Drive - Deep Length - Fractional Sizes SAE



ANSI Specifications B107.2



Item Number	Hex Size	Shape	Dimensions (Inches)				
			A	B	C	D	E
2010D	5/16"	I	.87	.59	2.65	.51	3.27
2012D	3/8"	I	.87	.63	2.65	.55	3.27
2014D	7/16"	I	.87	.71	2.65	.55	3.27
2016D	1/2"	I	.87	.79	2.65	.55	3.27
2018D	9/16"	I	.94	.87	2.65	.95	3.27
2020D	5/8"	II	.94	.94	2.65	.95	3.27
2022D	11/16"	II	1.02	1.02	2.65	.95	3.27
2024D	3/4"	II	1.10	1.10	2.65	.95	3.27
2026D	13/16"	II	1.18	1.18	2.65	.95	3.27
2028D	7/8"	II	1.26	1.26	2.92	.95	3.54
2030D	15/16"	II	1.34	1.34	2.92	.95	3.54
2032D	1"	II	1.42	1.42	2.92	.95	3.54
2034D	1-1/16"	II	1.50	1.50	2.92	.95	3.54
2036D	1-1/8"	III	1.50	1.57	2.92	.95	3.54
2038D	1-3/16"	III	1.50	1.73	2.92	.95	3.54
2040D	1-1/4"	III	1.50	1.73	2.92	.95	3.54
*2040HD	1-1/4"	III	1.50	1.85	2.68	1.22	3.35
2042D	1-5/16"	III	1.50	1.77	2.92	1.35	3.54
2044D	1-3/8"	III	1.50	1.91	2.92	1.35	3.54
2046D	1-7/16"	III	1.50	1.99	2.92	1.35	3.54
2048D	1-1/2"	III	1.50	2.07	2.92	1.45	3.54
2050D	1-9/16"	III	1.73	2.20	3.03	2.28	3.66
2052D	1-5/8"	III	1.73	2.30	3.03	2.28	3.66
2054D	1-11/16"	III	1.73	2.40	3.03	2.28	3.66
2056D	1-3/4"	III	1.73	2.48	3.03	2.28	3.66
2058D	1-13/16"	III	1.73	2.56	3.03	2.28	3.66
2060D	1-7/8"	III	1.73	2.66	3.03	2.28	3.66
2062D	1-15/16"	III	1.73	2.72	3.03	2.28	3.66
2064D	2"	III	2.05	2.80	3.03	2.28	3.66
2066D	2-1/16"	III	2.05	2.85	3.03	2.28	3.66
2068D	2-1/8"	III	2.05	2.95	3.03	2.28	3.66
2070D	2-3/16"	III	2.05	3.01	3.03	2.28	3.66
2072D	2-1/4"	III	2.05	3.07	3.03	2.28	3.66

*For Heavy Duty Wheel Service Work

6 Deep Length - Metric Sizes MM

Item Number	Hex Size	Shape	Dimensions (Millimeters)				
			A	B	C	D	E
2008MD	8mm	I	22	15.0	66	14	83
2009MD	9mm	I	22	15.0	66	14	83
2010MD	10mm	I	22	17.0	66	14	83
2011MD	11mm	I	22	18.0	66	14	83
2012MD	12mm	I	22	19.0	66	14	83
2013MD	13mm	I	24	20.0	66	14	83
2014MD	14mm	I	24	22.0	66	24	83
2015MD	15mm	II	24	24.0	66	24	83
2016MD	16mm	II	26	24.0	66	24	83
2017MD	17mm	II	26	26.0	66	24	83
2018MD	18mm	II	26	26.0	66	24	83
2019MD	19mm	II	28	28.0	66	24	83
2020MD	20mm	II	30	30.0	66	24	83
2021MD	21mm	II	30	30.0	66	24	83
2022MD	22mm	II	32	32.0	73	24	90
2023MD	23mm	II	32	32.0	73	24	90
2024MD	24mm	II	34	34.0	73	24	90
2025MD	25mm	II	36	36.0	73	24	90
2026MD	26mm	II	36	36.0	73	24	90
2027MD	27mm	II	38	38.0	73	24	90
2028MD	28mm	III	38	40.0	73	24	90
2029MD	29mm	III	38	40.0	73	24	90
2030MD	30mm	III	38	42.0	73	24	90
2032MD	32mm	III	38	44.0	73	24	90
2033MD	33mm	III	38	45.0	73	34	90
2034MD	34mm	III	38	46.0	73	34	90
2035MD	35mm	III	38	48.5	73	34	90
2036MD	36mm	III	38	48.5	73	34	90