



# ChoreMaster® Series 3600, 6000 & 8000-Watt Portable Gasoline Generators



GEN-6000-0MM0

*Featuring 3600, 6000 and 8000-watt generators, the ChoreMaster Series comes with a Mi-T-M OHV engine and are designed to provide maximum power for contractors and electrical back-up for power outages.*

#### ALTERNATOR

- Total harmonic distortion (THD) less than 6%
- Copper and aluminum windings

#### FRAME

- Low profile, compact design
- Powder coated wraparound frame with 1-inch steel tubing

#### COMPONENTS

- Easy-access and protected control panel with magnetic circuit breakers and GFCI-protected receptacles
- Large low tone muffler
- Idle control (GEN-6000 and GEN-8000 models)
- Engine on/off switch
- Fuel shut-off valve
- DC/battery charging

#### LIMITED WARRANTY

- 3 year engine

#### CERTIFICATION

- CSA certified

## **Automatic Voltage Regulator**

AVR regulates voltage for a stable output when adding or removing loads. Important in more sensitive equipment requirements.

# ChoreMaster® 3600, 6000 & 8000-Watt Portable Gasoline Generators

USAGE	COMMERCIAL	COMMERCIAL	COMMERCIAL
MODEL NUMBER	GEN-3600-OMMO	GEN-6000-OMMO	GEN-8000-OMME
MAX. AC OUTPUT	3600 watts	6000 watts	8000 watts
RATED AC OUTPUT	3000 watts	5500 watts	7000 watts
DISPLACEMENT/ENGINE	212cc Mi-T-M OHV	389cc Mi-T-M OHV	420cc Mi-T-M OHV with electric start – sealed battery included
ALTERNATOR	Brushed 120V, 60Hz	Brushed 120V/240V, 60Hz	Brushed 120V/240V, 60Hz
MAX. AMPS (120V/240V)	30.0	50.0/25.0	66.6/33.3
CONT. AMPS (120V/240V)	25.0	45.8/22.9	58.3/29.2
RECEPTACLES	(2) 120V, 20A GFCI duplex (1) 120V, 30A twist lock	(2) 120V, 20A GFCI duplex (1) 120V, 30A twist lock (1) 120V/240V, 30A twist lock (1) 12V DC 8.3A	(2) 120V, 20A GFCI duplex (1) 120V, 30A twist lock (1) 120V/240V, 30A twist lock (1) 12V DC 8.3A
CIRCUIT BREAKERS	(1) Main circuit breaker (2) 20A circuit breakers, single pole (1) 10A DC breaker	(1) Main circuit breaker (2) 20A circuit breakers, single pole (1) 10A DC breaker	(1) Main circuit breaker (2) 20A circuit breakers, single pole (1) 10A DC breaker
RATED SPEED	3600 RPM	3600 RPM	3600 RPM
DECIBEL RATING	72.0	74.0	74.0
FUEL CAPACITY	4.0 gallons	6.6 gallons	6.6 gallons
RUN TIME (AT FULL LOAD)	8.5 hours	6.5 hours	6.0 hours
WHEEL KIT	No	Yes, includes tires and rubber gripped handles	Yes, includes tires and rubber gripped handles
DIMENSIONS (LxWxH)	24.9x17.6x17.9in.	39.1x28.7x30.6in.*	39.1x28.7x30.6in.*
SHIP WT.	134 lb.	228 lb.	237 lb.
NET WT.	102 lb.	180 lb.	195 lb.

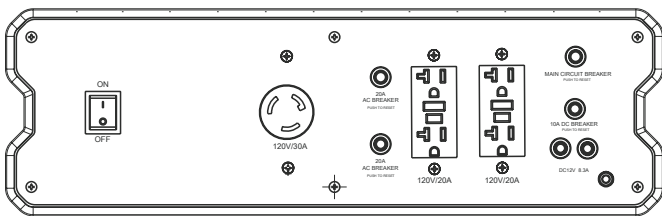
Noise level tested at seven meters (75% load). Rating represents minimum noise level rating.

\*Dimensions include the wheel kit with the handles in the down position.

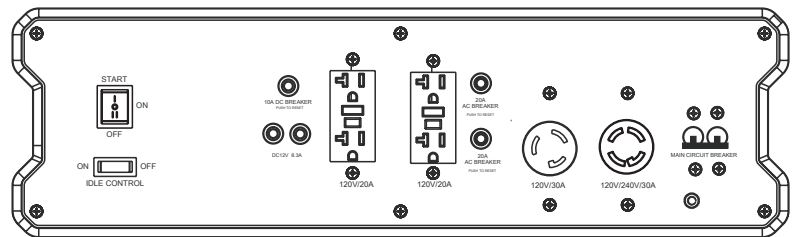
## ACCESSORIES:

PART NUMBER	DESCRIPTION	FITS MODELS
32-0915	RV generator adapter – 30A/125V female/male; use to connect RV cordsets to 30A generators	All models
32-1289	Triple receptacle adapter – Converts (1) L5-30 plug to (3) lighted 5-20 locking receptacles	All models
AW-5090-0009	Lifting hook – For easier portability, folds down and out of the way when not in use	GEN-3600-OMMO
AW-5090-0010	Lifting hook – For easier portability, folds down and out of the way when not in use	GEN-6000-OMMO & GEN-8000-OMME
AW-6000-1002	Equipment cover – Keeps your equipment clean, dry and looking like new	GEN-6000-OMMO & GEN-8000-OMME

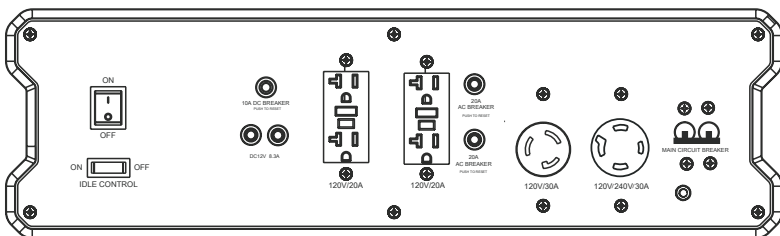
GEN-3600-OMMO Control Panel:



GEN-8000-OMME Control Panel:



GEN-6000-OMMO Control Panel:



**WARNING:** Cancer and Reproductive Harm - [www.P65Warnings.ca.gov](http://www.P65Warnings.ca.gov).